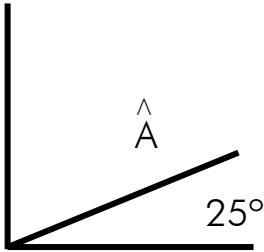




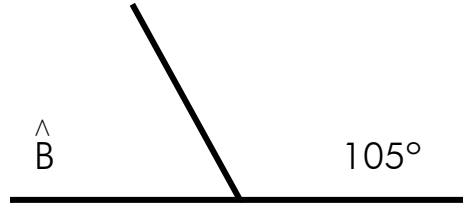
Ángulos complementarios y suplementarios

Nombre: _____ Fecha: _____

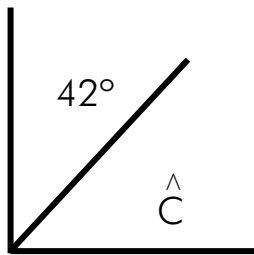
1 Calcula la medida del ángulo complementario y suplementario en cada caso:



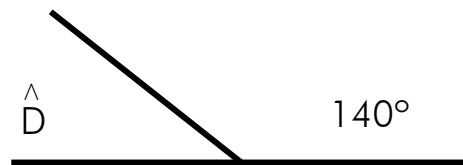
$\hat{A} =$



$\hat{B} =$



$\hat{C} =$



$\hat{D} =$

2 Completa para formar ángulos complementarios y suplementarios:

Complementarios	
65°	
	32°
86°	
	27°
18°	
	59°

Suplementarios	
102°	
	41°
78°	
	125°
90°	
	146°

