



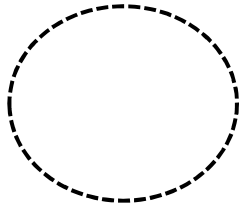

# MOTRICIDAD FINA CON FORMAS GEOMÉTRICAS

Nombre y apellidos: .....

Curso: .....

Fecha: .....

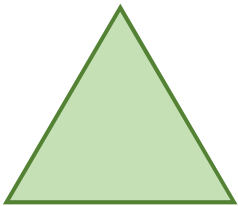
Dibuja cada forma geométrica siguiendo la línea de puntos y escribe el nombre de cada una de ellas.





Three horizontal lines for writing the name of the circle.



Three horizontal lines for writing the name of the square.



Three horizontal lines for writing the name of the triangle.



Three horizontal lines for writing the name of the rectangle.



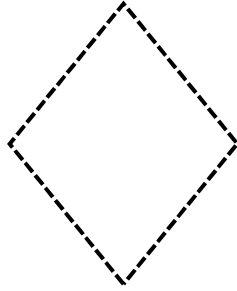

# MOTRICIDAD FINA CON FORMAS GEOMÉTRICAS

Nombre y apellidos: .....

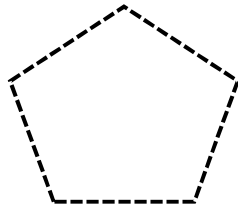
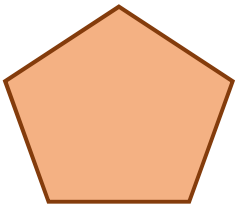
Curso: .....

Fecha: .....

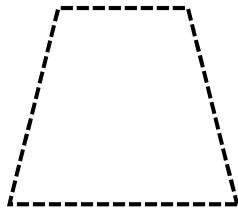

Dibuja cada forma geométrica siguiendo la línea de puntos y escribe el nombre de cada una de ellas.



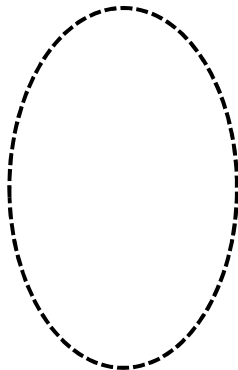

Handwriting lines for the diamond name



Handwriting lines for the pentagon name



Handwriting lines for the trapezoid name



Handwriting lines for the oval name



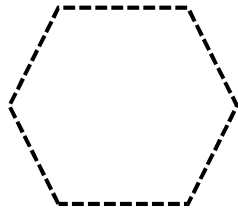

# MOTRICIDAD FINA CON FORMAS GEOMÉTRICAS

Nombre y apellidos: .....

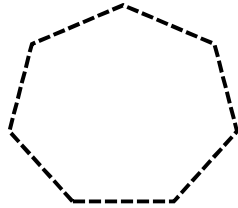

Curso: .....

Fecha: .....

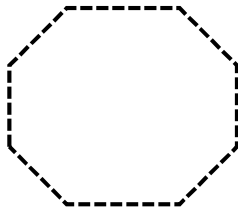

Dibuja cada forma geométrica siguiendo la línea de puntos y escribe el nombre de cada una de ellas.



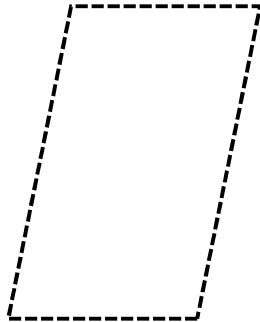

Three horizontal lines for writing the name of the hexagon.



Three horizontal lines for writing the name of the heptagon.



Three horizontal lines for writing the name of the octagon.



Three horizontal lines for writing the name of the parallelogram.